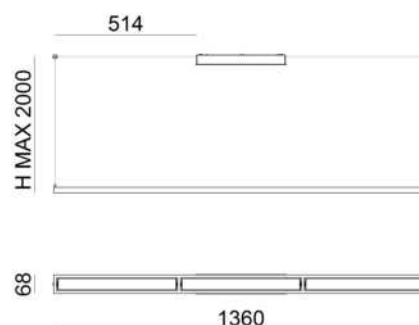
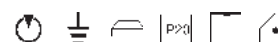


Pendelleuchte | 220-240 V | topLED 46 W 700 mA | CRI 90
8450



Technische Daten	
Installationsposition	Decke
Installationsumgebung	Indoor
Lichtquelle	LED
Optik	General Lighting
Light emission direction	downward
Lampenleistung	46 W
Lichtstrom (Lichtquelle)	5010 lm
Frequency	60 - 50 Hz
Ähnlichste Farbtemperatur / Tonalità	3000 K
Farbwiedergabeindex	90 Ra
Isolierklasse	1
IP	IP20
Glühdrahtprüfung	850°
Direkte Montage auf normal entflammaren Oberflächen	Ja
CE	Ja
ETL	Nein
Einschließlich Driver	Ja
Leuchte dimmbar	Phase cut
Induzione	Nein
Notbeleuchtung	Nein
Motion sensor	Nein
Schwenkbarkeit	Nein
Drehbarkeit	Nein
Begehrbarkeit	Nein
Überrollbarkeit	Nein
Einschließlich Kabel	Nein
Harzbeschichtung	Nein
Nettogewicht	2.9 Kg

Oberfläche Gehäuse	
Material	Aluminium
Farbe	Weiß geprägtem RAL 9003
Bearbeitungstyp	Lackierung
Oberfläche Diffusor	
Material	PC
Farbe	Opal
Oberfläche Fassung	
Material	Eisen
Farbe	Weiß geprägtem RAL 9003
Bearbeitungstyp	Lackierung



Pendelleuchte | 220-240 V | topLED 46 W 700 mA | CRI 90
8450

Single emission pendant luminaires for indoor application. The warm white LED light source with a general lighting light distribution is composed of 48 topLED LEDs with CCT of 3000 K and a CRI 90; the source luminous flux is 5010 lm, with a 108.9 lm/W nominal luminous efficacy and an operating lifetime (L80) of 80000 hours.

The device body is made of aluminium and features a embossed white ral 9003 finish, processed by means of coating; the diffuser is made of PC; the mounting frame is made of iron, with a embossed white ral 9003 finish, processed by means of coating. The ingress protection degree is IP20; the total weight is of 2.9 kg. The power supply driver is included in the delivery.

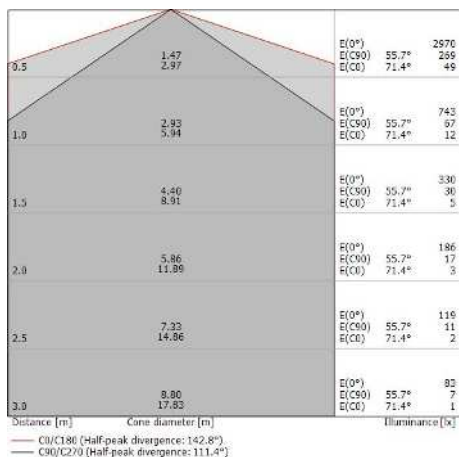
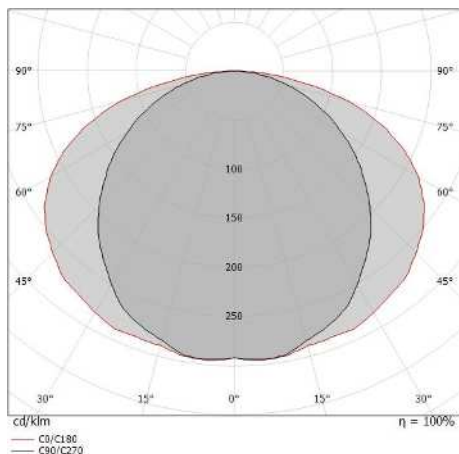
The total absorbed power is 46 W.

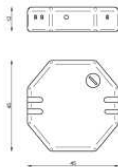
The device features protection class I and can be ceiling-mounted.

Illuminotechnical Eigenschaften	
Light Output Ratio (LOR)	50 %
Lichtstrom (Lichtquelle)	5010 lm
Leuchten Lichtstrom	2540.38 lm
Consumption	46 W
Leuchten Lichtausbeute	55 lm/W
Farbtemperatur	3000 K
Standard Deviation of Colour Matching	3 Step MacAdam
Farbwiedergabeindex	90 Ra
Life / Failure ratio	L80C0B20

UGR	
X=4H Y=8H	S=0.25H
Reflection factor	70/50/20
UGR transversal	< 22
UGR axial	< 16

OPTICAL	
Light distribution simmetry	Asymmetrical
Ottica C0/C180	143°
Ottica C90/C270	111°





Dimmer
PUSH DIM, 220-240V

Code
KIT0026



Dimmer
Bluetooth, 85-240V

Code
KIT0080