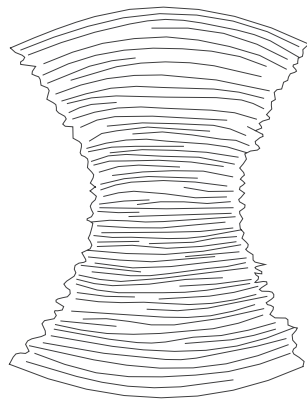


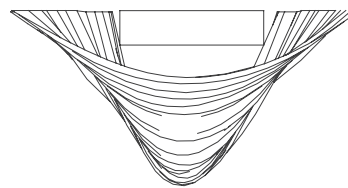
a

by arturo alvarez

cors collection



40cm | 15,7in



15cm | 5,9in

30cm | 11,8in

ref. CR06




GE06

MATERIALS & COMPONENTS | MATERIALES & COMPONENTES

LAMP SHADE | TULIPA

Painted stainless steel | One color to choose
Acero inoxidable pintado | Un color a elegir



BL

BE

G

T

CUSTOM
COLOR

SUPPORT AND MOUNTING OPTIONS

SOPORTE Y OPCIONES DE INSTALACIÓN

Stainless steel
Acero inoxidable

Wall lamp
Aplique

RECOMMENDED BULBS

BOMBILLAS RECOMENDADAS

230V - 50Hz

 G9 LED - Max. 2x4 W

120V - 60Hz

 G9 LED - Max. 2x4 W

ENERGY EFFICIENCY

EFICIENCIA ENERGÉTICA

from A+ to C
desde A+ a C

OTHER DATA | OTROS DATOS

NET WEIGHT | PESO NETO

0,6kg | 1,3lb

PACKAGING | EMBALAJE

51x19x27cm | 20,1x 7,5x 10,6in
1kg | 2,2lb

ELECTRICAL FEATURES

CARACTERÍSTICAS ELÉCTRICAS



CERTIFICATIONS

CERTIFICACIONES

