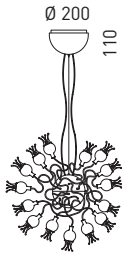








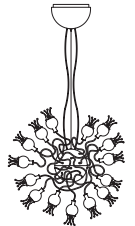


	POPPY LÜSTER
mm	
kg	36,0
	 30 x max. 20 W/G4, 12V
	TT 4A (250 V), 5x20
	 0,3m  
<div><div></div><div>Nur von Elektrofachkraft anzuschließen. Leuchte nur für den Innenbereich.</div></div> <div><div></div><div>Installation by qualified personnel only. For indoor use only.</div></div>	

serien  
.lighting

serien Raumleuchten GmbH Hainhäuser Str. 3-7 D-63110 Rodgau

# POPPY LÜSTER



Design Becker, Soanca-Pollak, Thammer

- (D) Vor Montage der Leuchte  
Sicherung ausschalten!  
 (GB) Disconnect mains fuse prior to installation!  
 (F) Pour la pose de luminaire,  
couper le courant!  
 (I) Assicurarasi che la lampada si  
spenta prima del montaggio!

