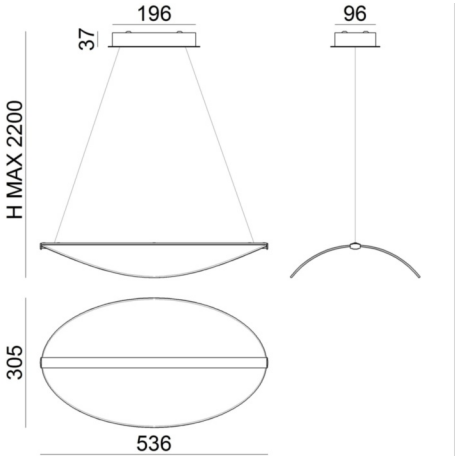



Pendant Luminaires | 220-240 V | topLED 21 W 700 mA | CRI 90  
8172



| Technical data                                 |                  |
|--|------------------|
| Installation position                          | Ceiling          |
| Installation environment                       | Indoor           |
| Light Source                                   | LED              |
| Optics   | General Lighting |
| Light emission direction                       | downward         |
| Power  | 21 W             |
| Luminous flux (source)                         | 2938 lm          |
| Frequency                                      | 60 - 50 Hz       |
| CCT / Tonalità                                 | 3000 K           |
| Colour rendering index                         | 90 Ra            |
| Safety class                                   | 1                |
| IP   | IP20             |
| Glow wire test                                 | 650°             |
| Direct mounting on normally flammable surfaces | Yes              |
| CE   | Yes              |
| ETL  | No               |
| Driver included                                | Yes              |
| Dimmable article                               | Phase cut        |
| Induzione                                      | No               |
| Emergency mode                                 | No               |
| Motion sensor                                  | No               |
| Directional                                    | No               |
| Tilting  | No               |
| Walk-over                                      | No               |
| Drive-over                                     | No               |
| Cable included                                 | No               |
| Resin potting                                  | No               |

| Finishing casing |                         |
|------------------|-------------------------|
| Material         | Aluminium               |
| Colour           | embossed white RAL 9003 |
| Processing       | Coating                 |

| Finishing diffuser |                  |
|--------------------|------------------|
| Material           | PMMA             |
| Colour             | transparent      |
| Processing         | Laser engravings |

| Finishing mounting frame |                         |
|--------------------------|-------------------------|
| Material                 | Iron                    |
| Colour                   | embossed white RAL 9003 |
| Processing               | Coating                 |

Pendant Luminaires | 220-240 V | topLED 21 W 700 mA | CRI 90  
8172

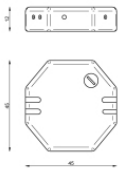
Double emission pendant luminaires for indoor application. The warm white LED light source with a general lighting light distribution is composed of 200 topled LEDs with CCT of 3000 K and a CRI 90; the source luminous flux is 2938 lm, with a 139.9 lm/W nominal luminous efficacy and an operating lifetime (L80) of 80000 hours.

The device body is made of aluminium and features a embossed white ral 9003 finish, processed by means of coating; the diffuser is made of pmma with a laser engravings treatment; the mounting frame is made of iron, with a embossed white ral 9003 finish, processed by means of coating. The ingress protection degree is IP20; The power supply driver is included in the delivery.

The total absorbed power is 21 W.

The device features protection class I and can be ceiling-mounted.

| Illuminotechnical Features            |                |
|---------------------------------------|----------------|
| Light Output Ratio (LOR)              | 77 %           |
| Luminous flux (source)                | 2938 lm        |
| Luminaire luminous flux               | 2268 lm        |
| Consumption                           | 21 W           |
| Luminaire efficacy                    | 108 lm/W       |
| Colour temperature                    | 3000 K         |
| Standard Deviation of Colour Matching | 3 Step MacAdam |
| Colour rendering index                | 90 Ra          |
| Life / Failure ratio                  | L80C0B20       |



Dimmer  
PUSH DIM, 220-240V

Code  
KIT0026



Dimmer  
Bluetooth, 85-240V

Code  
KIT0080