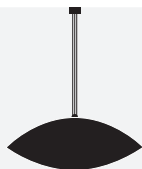




Malagola 110

pendant



ISTRUZIONI DI MONTAGGIO / ASSEMBLY INSTRUCTIONS / INSTRUCTIONS DE MONTAGE / MONTAGEANLEITUNGEN / INSTRUCCIONES DE MONTAJE

I AVVERTENZE



- Si raccomanda che l'installazione venga eseguita da un elettricista abilitato.
- Togliere la tensione di alimentazione prima di effettuare l'installazione e per interventi di manutenzione o in caso di cattivo funzionamento.
- Si consiglia l'utilizzo dei guanti in dotazione. Per la pulizia della superficie utilizzare un piumino rimuovi-polvere.

GB WARNINGS

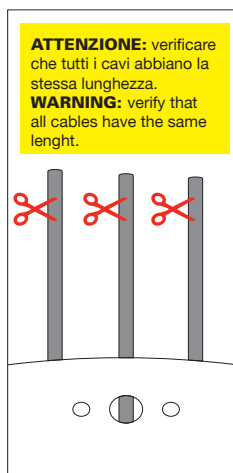
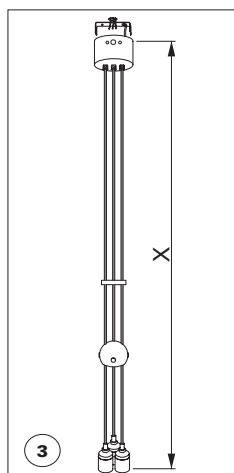
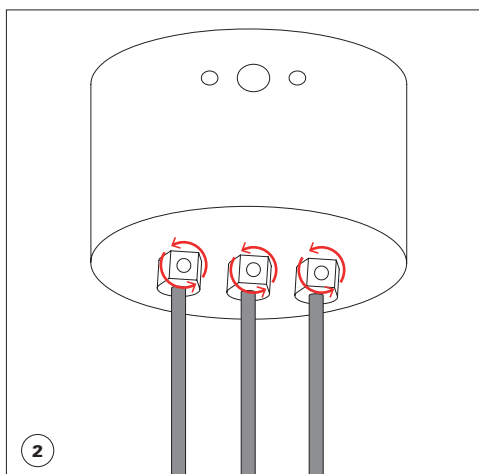
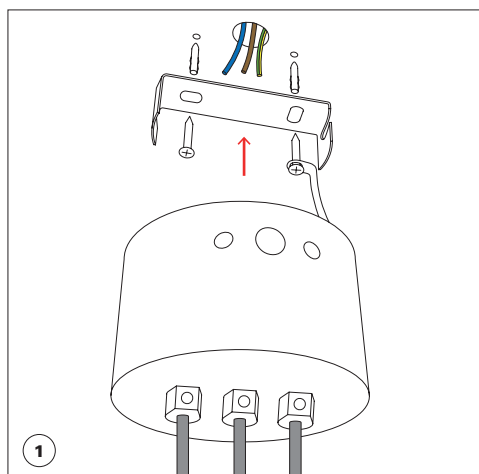
- Only a qualified electrician should execute the installation.
- Switch off the power supply before installing, servicing or in case of malfunctioning.
- We suggest you to use the gloves provided. We recommend using a feather duster to clean the surfaces.

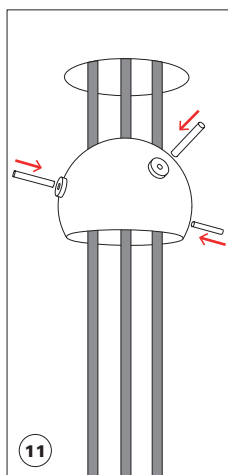
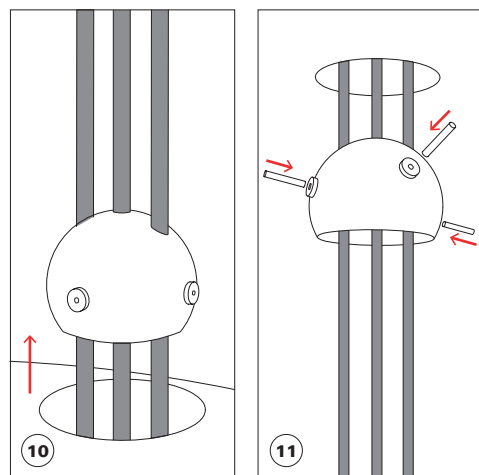
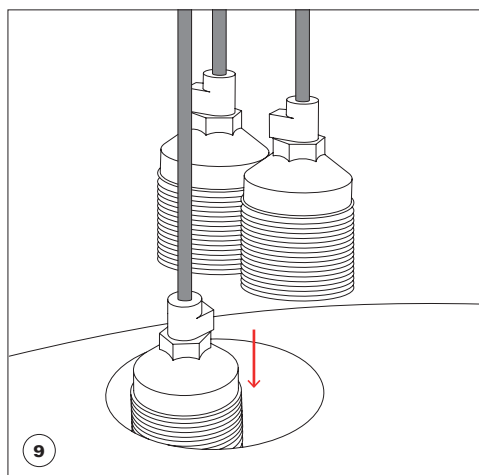
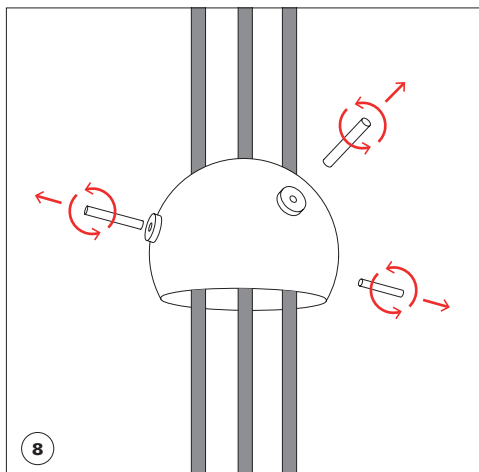
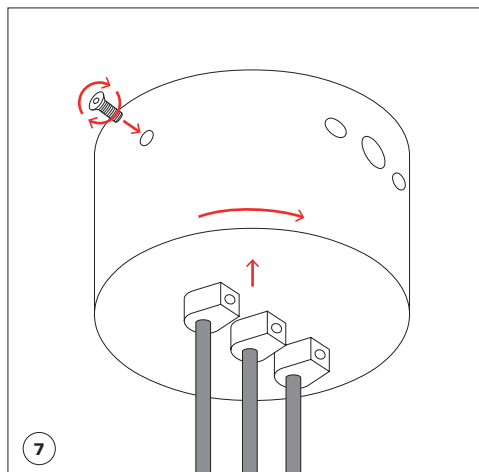
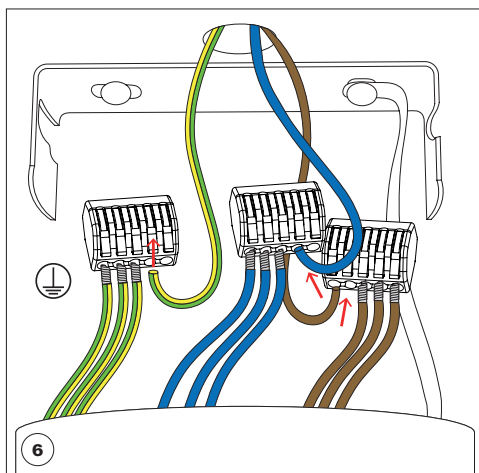
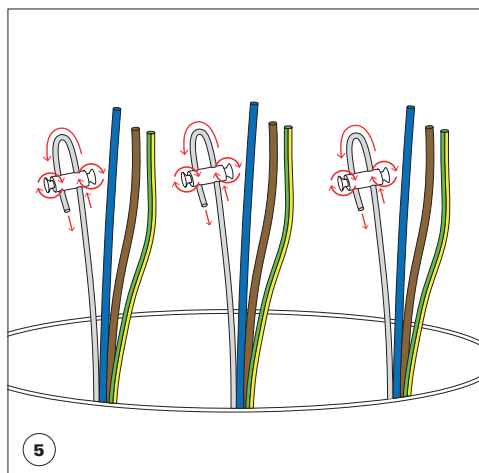
* the compatibility of the bulbs with your dimmer/dimming system must be checked in the website of the bulb's producer.


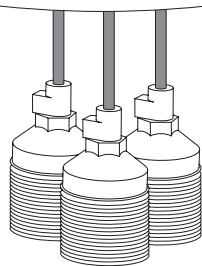
* la compatibilità delle lampadine con il tuo sistema dimmer / dimmerazione deve essere verificata nel sito web del produttore di lampadine.

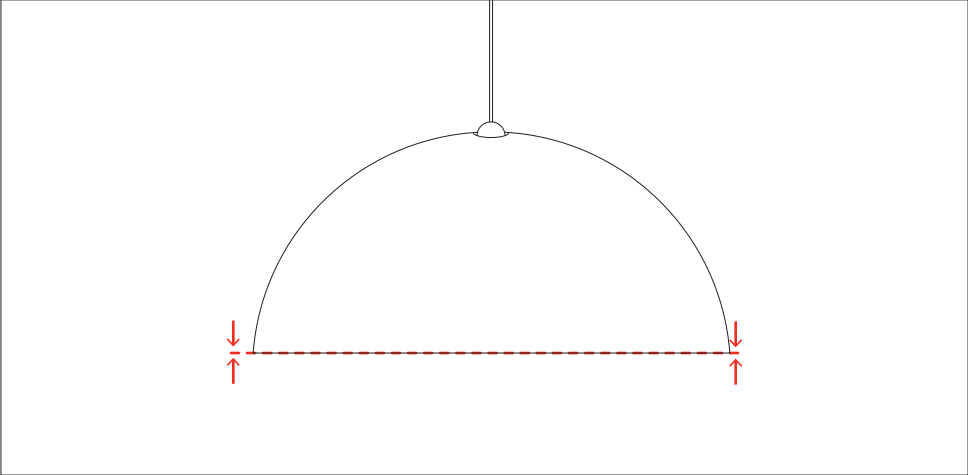
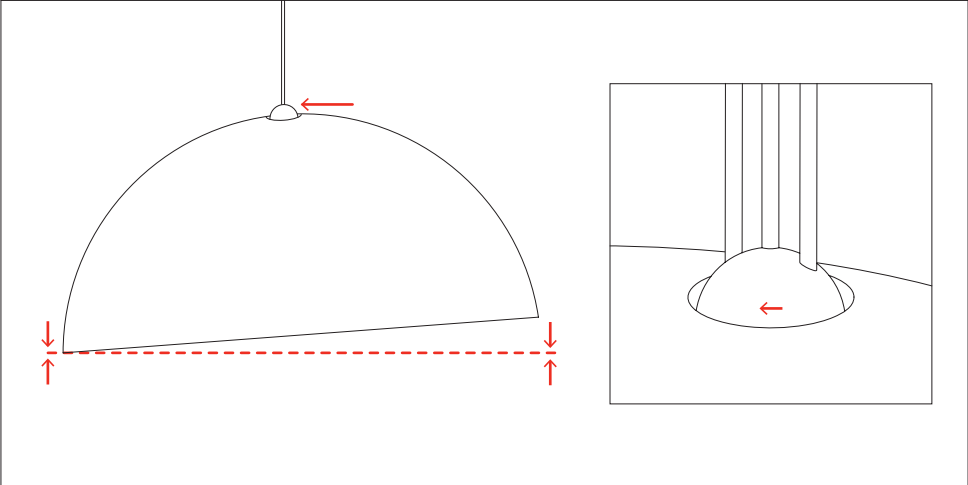
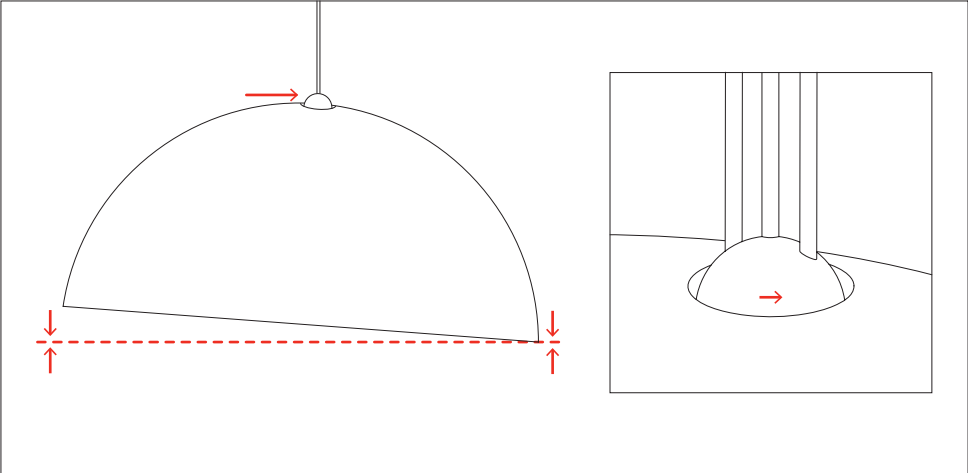
tensione di rete / voltage		lampadine / bulbs	trasformatore / transformer	dimmerazione / dimming
220V - 240V		3 x 8,5W LED E27 12V	-	Triac / IGBT*
		3 x 8,5W LED E27 12V	-	Triac / IGBT*
110V		3 x 8,5W LED E27 12V non inclusa	-	Triac / IGBT*
		3 x 8,5W LED E27 12V not included	-	Triac / IGBT*
I classe class	IP20 classe di protezione protection class	 persone suggerite per il montaggio people required for mounting		 MADE IN ITALY

PER RAGIONI DI SICUREZZA, SI CONSIGLIA DI SPELARE IL CAVO PER MAX 7 MM.
FOR SAFETY REASONS WE SUGGEST NOT TO UNSHEATH THE WIRE MORE THAN 7 MM.









www.catellanismith.com



Questa apparecchiatura non deve essere smaltita come un normale rifiuto urbano, ma deve essere portata nel punto di raccolta appropriato per il riciclaggio di apparecchiature elettriche ed elettroniche. Provvedendo a smaltire questo prodotto in modo appropriato, si contribuisce ad evitare potenziali conseguenze negative per l'ambiente e per la salute umana, che potrebbero derivare da uno smaltimento inadeguato del prodotto. Per informazioni più dettagliate sul riciclaggio di questo prodotto, contattare l'ufficio comunale, il servizio locale di smaltimento rifiuti o il rivenditore presso il quale è stato acquistato il prodotto.

This equipment may not be treated as household waste. Instead it shall be handed over to the applicable collection point for the recycling of electrical and electronic equipment. By ensuring this product is disposed of correctly, you will help prevent potential negative consequences for the environment and human health, which could otherwise be caused by inappropriate waste handling of this product. For more detailed information about the recycling of this product, please contact your local city office, your household waste disposal or the dealer where you purchased this product.

