

Code: 7785
Collection: DINAMIC
Version: 00 Date:
Brand: Ma&De

linea
light
group

Istruzioni per l'installazione
Installation instructions
Instrucciones para la instalaci3n
Instructions pour l'installation
Installationsanleitung

ATTENZIONE: la sicurezza dell'apparecchio è garantita solo con l'uso appropriato delle seguenti istruzioni; pertanto è necessario conservarle.

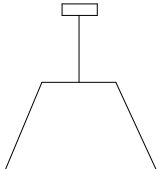
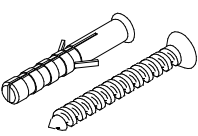

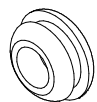

WARNING: the safety of this fixture is guaranteed only if you comply with these instructions; remember to conserve in a safe place.

ATENCION: la seguridad del aparato se garantiza solo cumpliendo cuidadosamente las siguientes instrucciones; por ello, es necesario conservarlas.

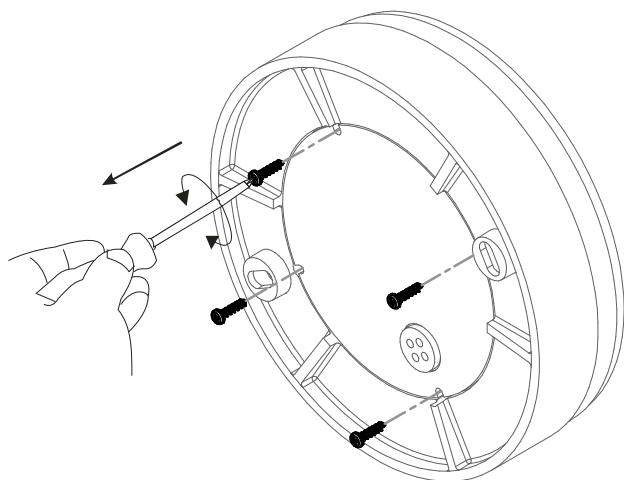
ATTENTION: la securite de l'appareil n'est garantie qu'en cas d'utilisation correcte des instructions suivantes; il faut par consequent les conserver.

ACHTUNG: die sicherheit des gerates wird nur durch sachgemasse befolgung nachstehender anweisungen gewahrleistet; ihre aufbewahrung ist deshalb sehr wichtig.

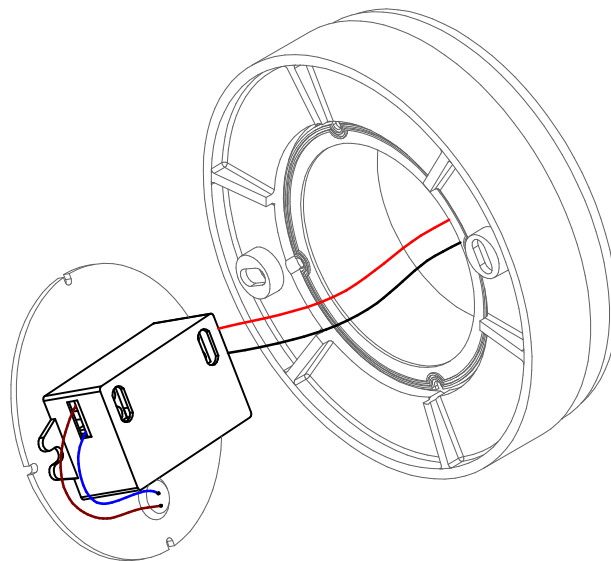
Contenuto dell'imballo - Box Contents - Contenido de la confecci3n - Contenu de l'emballage - Packungsinhalt

				
ARTICLE	RAWLPLUGS SCREWS	WASHER	STOPPER	INSTRUCTIONS

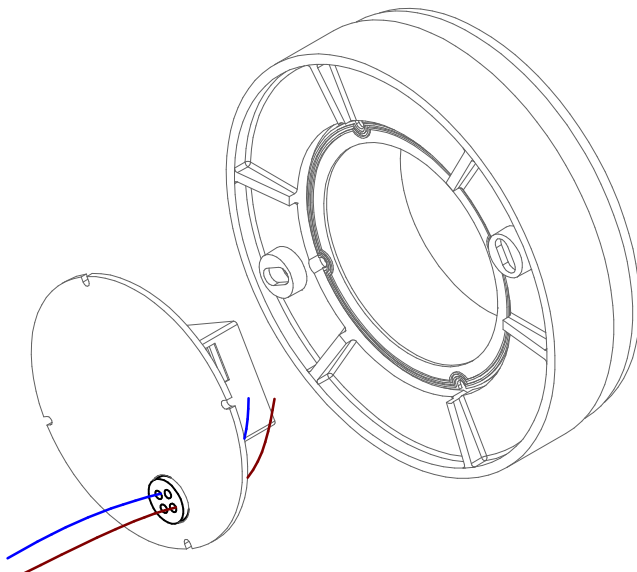
1



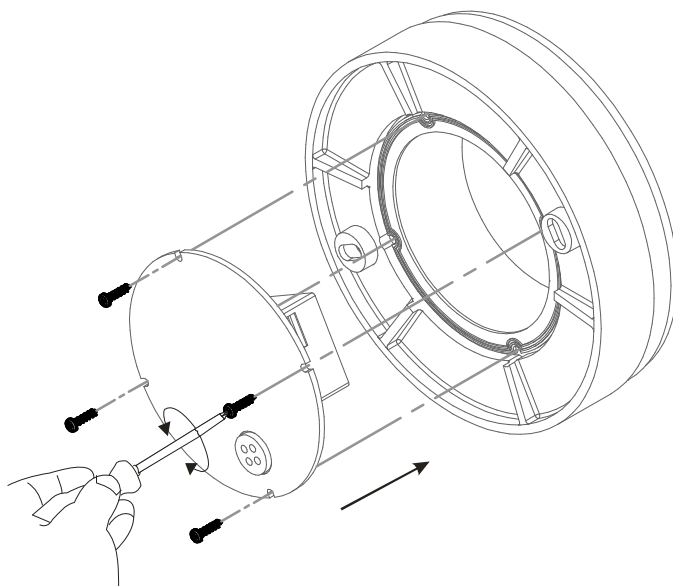
3



2



4



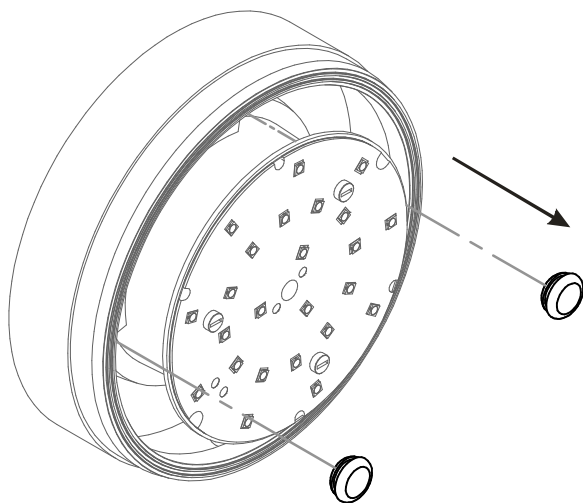
- Perforare la guarnizione con i fili di rete.
- Pierce the gasket with the threads of net.
- Die Verzierung mit den Fäden von Netz perforieren.
- Perforar la guarnición con los hilos de red.
- Perforer la garniture avec les fils de réseau.

Code: 7785
Collection: DINAMIC
Version: 00 Date:
Brand: Ma&De

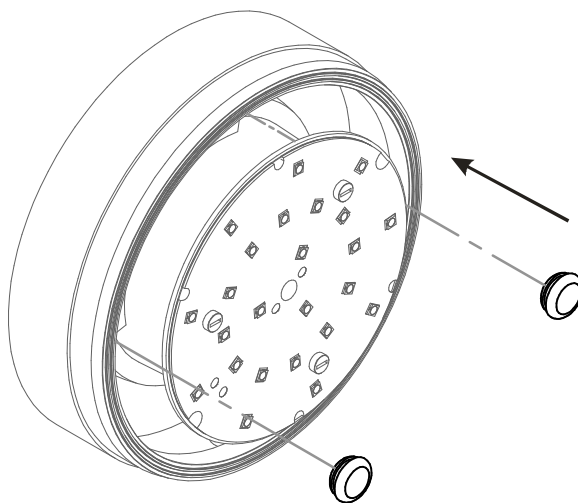
linea
light
group

Istruzioni per l'installazione
Installation instructions
Instrucciones para la instalaci3n
Instructions pour l'installation
Installationsanleitung

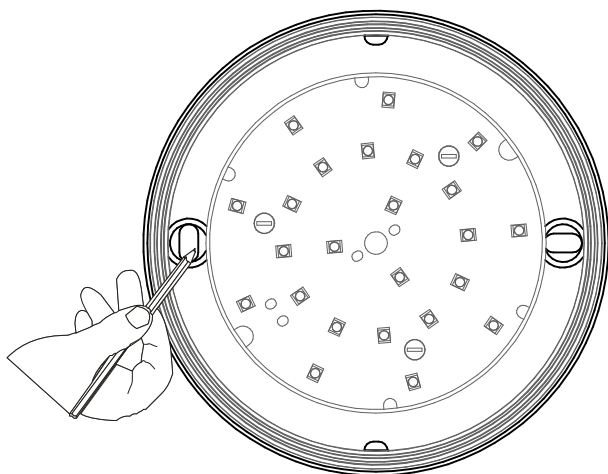
5



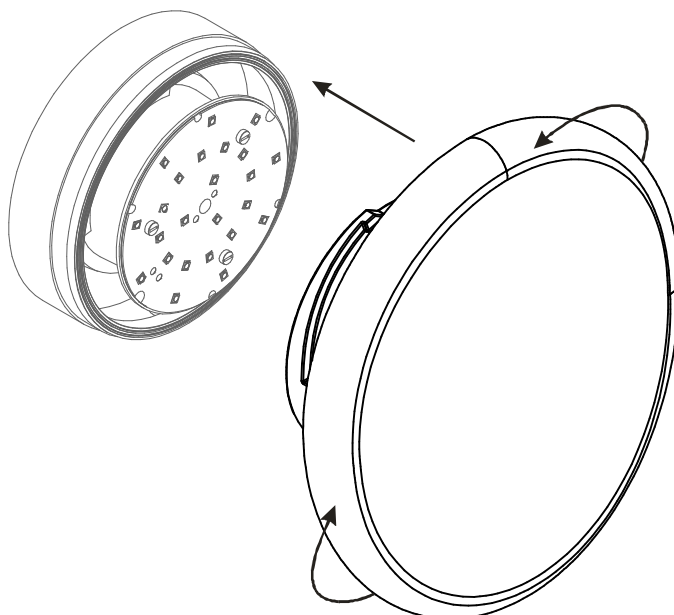
8



6



9



7

